

Scaled data based on original data using
LM-79-08 Approved Method: Electrical and Photometric Measurements of Solid-
State Lighting Products

Test Report Prepared for
Cooper Lighting Solutions
(formerly Eaton)

Brand: McGRAW-EDISON

Report Number: P593979

Luminaire Tested: **ISC-PA1A-740-U-T3-HSS**

Issue Date: 3/22/2022

Test Information

Test Method: LM-79-08
Report Number: P593979
TEST IS SCALED FROM IESNA LM-79-08 TEST DATA (G1-2201-510-11)
Test Lab: INNOVATION CENTER
Issue Date: 3/22/2022
Manufacturer: COOPER LIGHTING SOLUTIONS (FORMERLY EATON)
Product Line: McGRAW-EDISON
Catalog Number: ISC-PA1A-740-U-T3-HSS
Description: IMPACT ELITE LED CYLINDER LUMINAIRE
(1) 70 CRI, 4000K, 350mA LIGHT ENGINE WITH 24 LEDS AND TYPE III OPTICS
WITH HOUSE SIDE SHIELD
Light Source: -
Ballast/Driver: ELECTRONIC DRIVER

Summary

Lumens per Lamp: N/A
Luminaire Lumens: 3178 lumens
Efficiency: N/A
Efficacy: 110.0 lumens/watt
Luminous Opening: Rectangular (W 0.75' x L: 0.5' x H: 0')
IES Classification: Type III - Medium
BUG Rating: B0 - U0 - G1

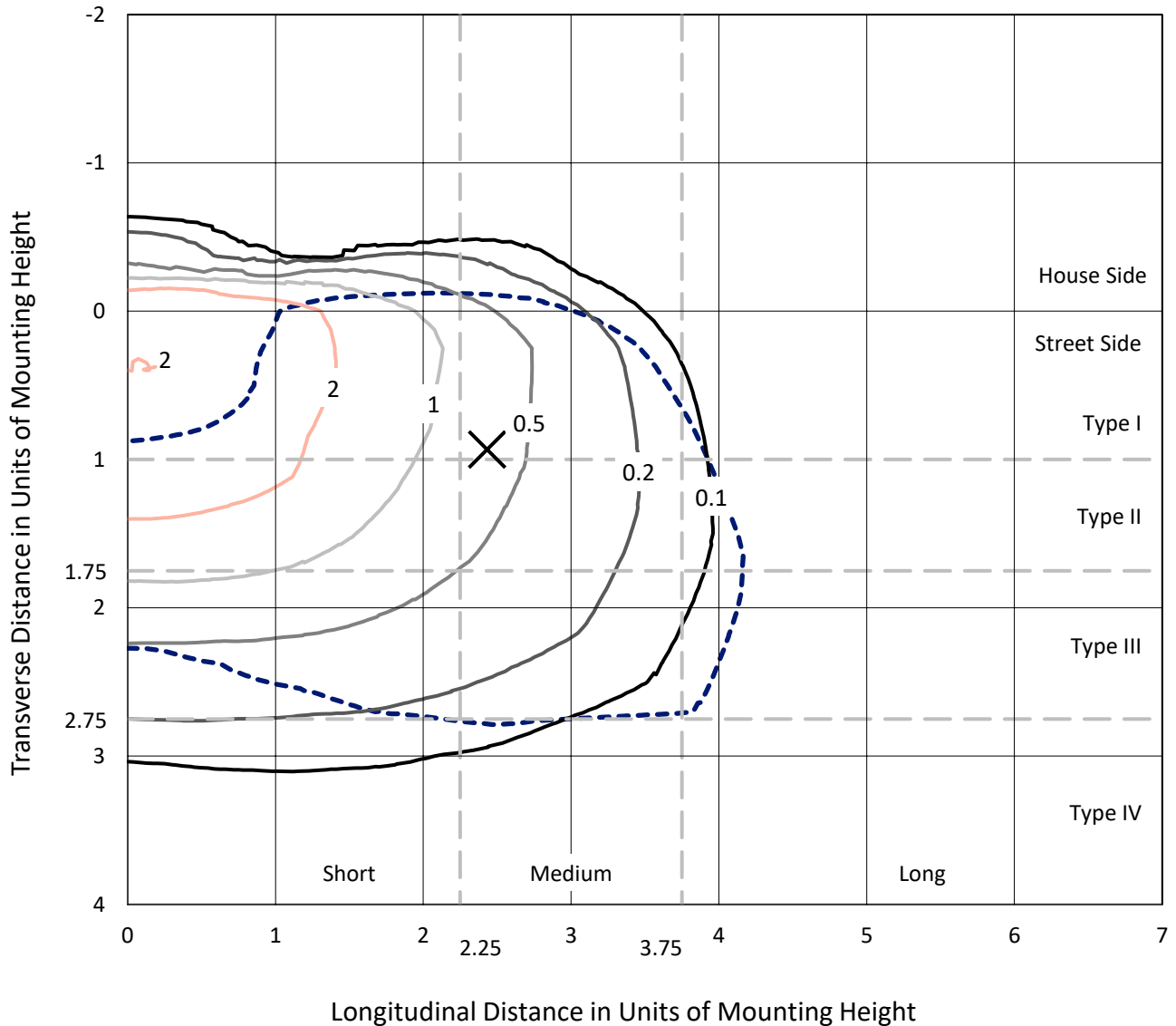
Input Watts (W): 28.9
Input Voltage (V): NR
Input Current (Ain): NR
Voltage Rise (V): NR
Power Factor: NR
Total Harmonic Distortion (THDi): NR
Frequency (hertz): 60
Stabilization Time: NR
Operation Time: NR
Ambient Temperature (°C): NR
Test Distance: 28.75 FT



REPORT NUMBER: P593979
 CATALOG NUMBER: ISC-PA1A-740-U-T3-HSS

Iso-Footcandle Lines of Horizontal Illumination

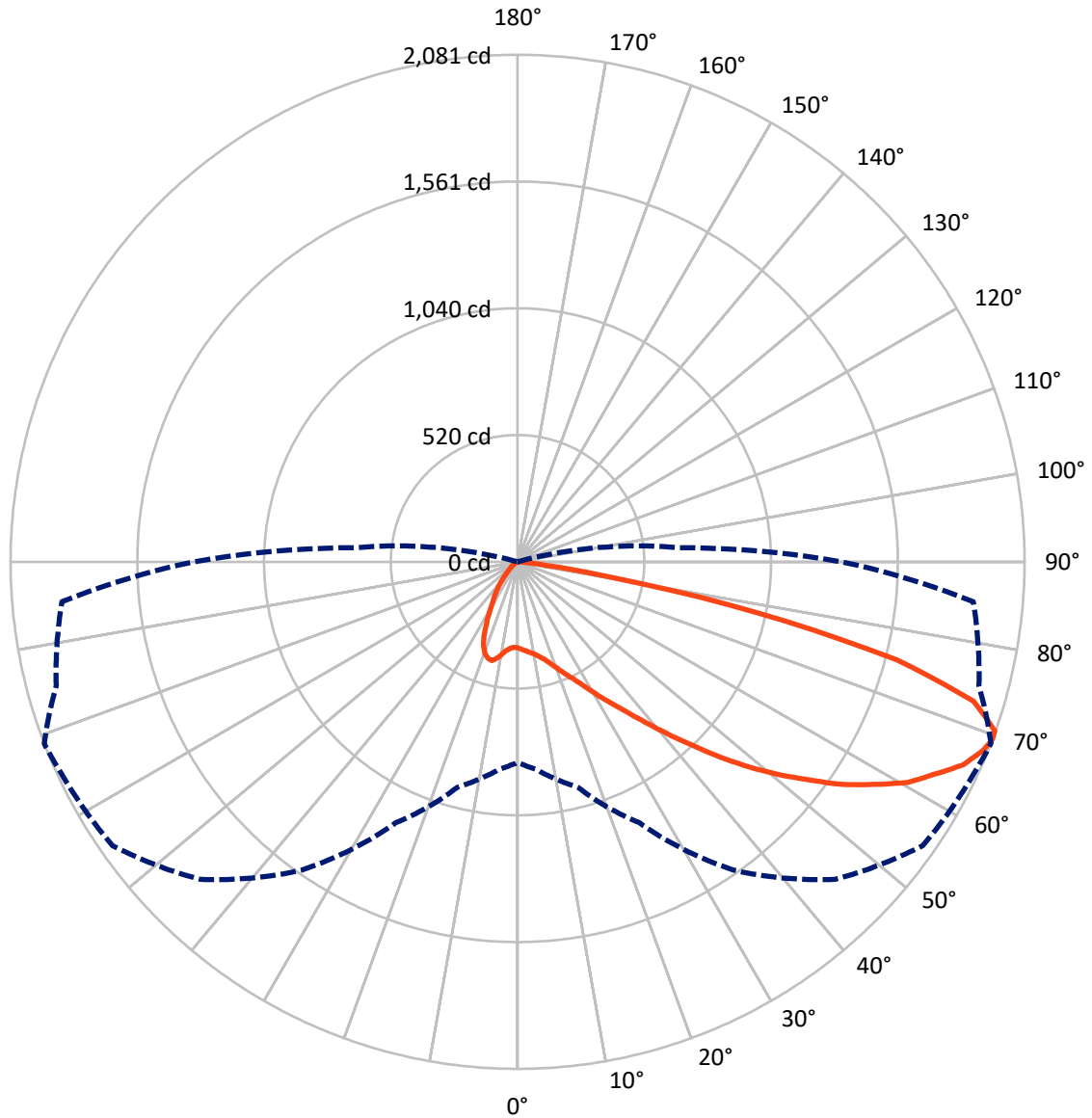
× Max cd
 - - - 1/2 Max cd



Based on 12 foot mounting height. Maximum calculated value = 3.1 fc
 Type III - Medium - N/A

REPORT NUMBER: P593979
CATALOG NUMBER: ISC-PA1A-740-U-T3-HSS

Luminous Intensity Polar Plot



— Vertical Plane Through 69-Deg Lateral - - - Horizontal Cone Through 69-Deg Vertical

REPORT NUMBER: P593979
 CATALOG NUMBER: ISC-PA1A-740-U-T3-HSS

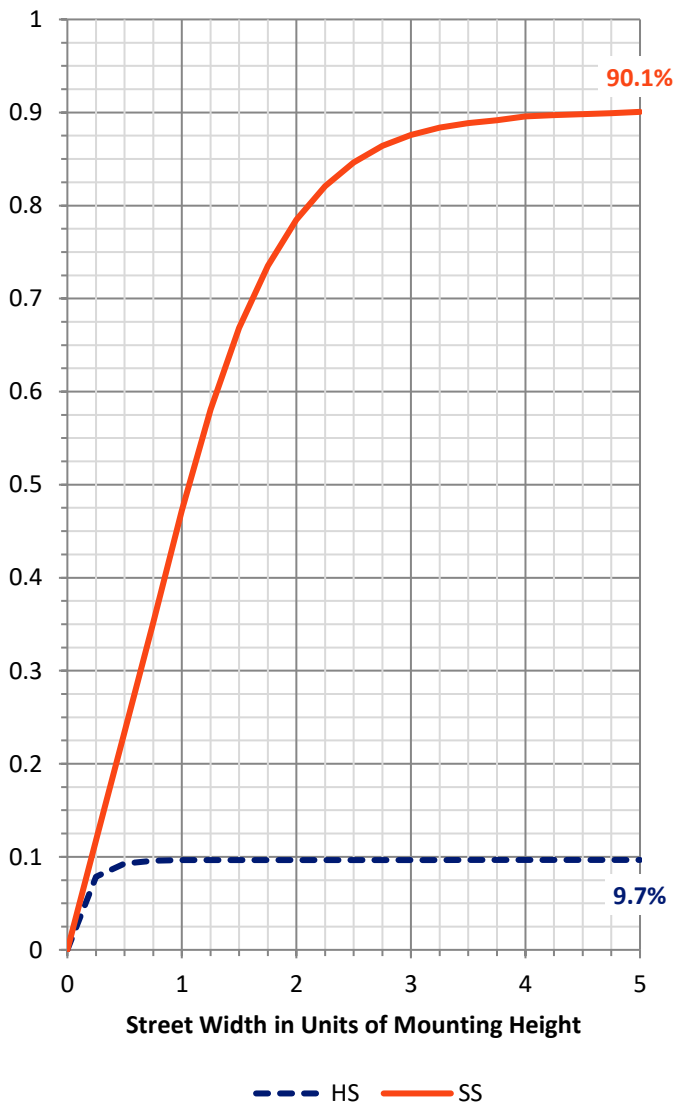
FLUX DISTRIBUTION:

		Downward	Upward	Total
House Side	Lumens	309.7	0.0	309.7
	% Fixture	9.7	0.0	9.7
Street Side	Lumens	2868.3	0.0	2868.3
	% Fixture	90.3	0.0	90.3
Total	Lumens	3178.0	0.0	3178.0
	% Fixture	100.0	0.0	100.0

ZONAL LUMENS:

Zone	Lumens	% Fixture
0°-10°	33.7	1.1
10°-20°	89.2	2.8
20°-30°	148.5	4.7
30°-40°	267.3	8.4
40°-50°	484.7	15.3
50°-60°	757.5	23.8
60°-70°	876.4	27.6
70°-80°	490.1	15.4
80°-90°	30.6	1.0
90°-100°	0.0	0.0
100°-110°	0.0	0.0
110°-120°	0.0	0.0
120°-130°	0.0	0.0
130°-140°	0.0	0.0
140°-150°	0.0	0.0
150°-160°	0.0	0.0
160°-170°	0.0	0.0
170°-180°	0.0	0.0
0°-90°	3178.0	100.0
0°-180°	3178.0	100.0

Coefficient of Utilization

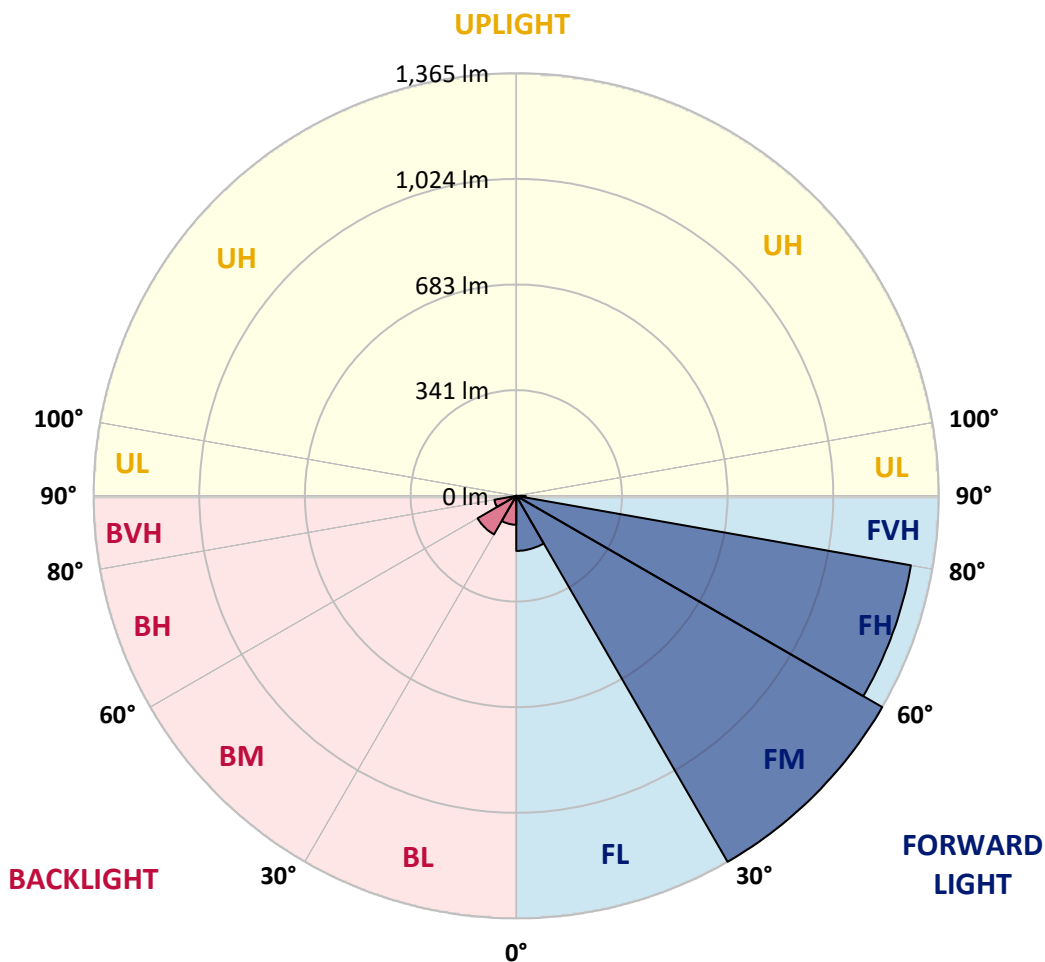


REPORT NUMBER: P593979
 CATALOG NUMBER: ISC-PA1A-740-U-T3-HSS

LUMINAIRE CLASSIFICATION SYSTEM LUMEN TABLE AND BUG RATING:

Zone	Lumens	% Fixture	Zone Rating/Lumen Limit		
			B	U	G
FL (0°-30°)	177.8	5.6			
FM (30°-60°)	1365.4	43.0			
FH (60°-80°)	1294.8	40.7			G1/1800
FVH (80°-90°)	30.4	1.0			G1/100
BL (0°-30°)	93.6	2.9	B0/110		
BM (30°-60°)	144.2	4.5	B0/220		
BH (60°-80°)	71.7	2.3	B0/110		G0/110
BVH (80°-90°)	0.2	0.0			G0/10
UL (90°-100°)	0.0	0.0		U0/0	
UH (100°-180°)	0.0	0.0		U0/0	

BUG Rating: B0-U0-G1
 Type III Medium





REPORT NUMBER: P593979
 CATALOG NUMBER: ISC-PA1A-740-U-T3-HSS

CANDELA DISTRIBUTION (FULL):

	0°	5°	15°	25°	35°	45°	55°	65°	69°	75°	85°
0°	353.5	353.5	353.5	353.5	353.5	353.5	353.5	353.5	353.5	353.5	353.5
2.5°	366.2	366.2	366.2	364.1	365.1	364.1	363.0	359.9	360.9	359.9	356.7
5°	353.5	354.6	357.7	359.9	365.1	367.3	368.3	368.3	367.3	365.1	363.0
7.5°	329.2	329.2	332.3	338.7	349.3	360.9	370.4	375.7	376.8	376.8	373.6
10°	322.8	322.8	327.0	331.3	341.9	355.6	370.4	383.1	385.3	387.4	386.3
12.5°	319.6	320.7	324.9	332.3	346.1	358.8	374.7	392.7	399.0	404.3	405.4
15°	323.9	323.9	328.1	335.5	351.4	369.4	389.5	409.6	415.9	423.4	428.6
17.5°	330.2	332.3	334.5	341.9	356.7	378.9	405.4	431.8	439.2	448.8	453.0
20°	340.8	340.8	342.9	349.3	365.1	391.6	428.6	460.4	466.7	473.1	478.4
22.5°	353.5	354.6	354.6	359.9	377.8	406.4	448.8	487.9	498.5	501.7	503.8
25°	391.6	389.5	382.1	378.9	392.7	423.4	473.1	520.7	532.4	535.5	531.3
27.5°	471.0	462.5	442.4	421.2	419.1	449.8	505.9	562.0	574.7	575.8	560.9
30°	570.5	571.5	538.7	493.2	462.5	478.4	541.9	613.9	626.6	621.3	598.0
32.5°	693.2	688.0	663.6	598.0	536.6	522.8	581.1	667.8	682.7	674.2	643.5
35°	798.0	801.2	771.6	713.4	636.1	591.6	628.7	728.2	746.2	731.3	693.2
37.5°	885.9	890.1	872.1	824.5	755.7	685.8	691.1	799.1	823.4	808.6	761.0
40°	983.2	986.4	979.0	927.1	865.8	798.0	774.7	880.6	913.4	893.3	843.5
42.5°	1090.1	1101.8	1089.1	1047.8	984.3	926.1	891.2	980.1	1012.9	1000.2	933.5
45°	1236.2	1237.3	1222.4	1181.2	1115.5	1067.9	1025.6	1085.9	1128.2	1112.4	1034.0
47.5°	1344.2	1351.6	1343.1	1314.5	1261.6	1229.8	1171.6	1202.3	1246.8	1226.7	1137.8
50°	1426.7	1446.8	1439.4	1447.9	1421.4	1407.7	1318.8	1323.0	1366.4	1349.4	1243.6
52.5°	1472.2	1497.6	1499.7	1543.1	1565.4	1599.2	1461.6	1455.3	1482.8	1468.0	1351.6
55°	1465.9	1472.2	1525.1	1604.5	1691.3	1768.6	1601.3	1574.9	1613.0	1571.7	1465.9
57.5°	1404.5	1420.4	1513.5	1611.9	1765.4	1877.6	1722.0	1692.4	1724.1	1669.1	1583.3
60°	1316.6	1339.9	1459.5	1600.3	1808.8	1943.2	1839.5	1809.8	1838.4	1771.7	1716.7
62.5°	1237.3	1247.8	1357.9	1551.6	1783.4	1940.0	1930.5	1903.0	1919.9	1850.1	1831.0
65°	1124.0	1128.2	1237.3	1463.7	1727.3	1918.9	1980.2	1990.8	2008.8	1915.7	1912.5
67.5°	949.4	958.9	1066.9	1310.3	1634.1	1877.6	2019.4	2040.6	2061.7	1950.6	1927.3
69°	823.4	854.1	957.8	1181.2	1544.2	1842.7	2030.0	2063.9	2080.8	1960.1	1877.6
70°	720.8	747.2	866.8	1081.7	1464.8	1803.5	2037.4	2060.7	2077.6	1940.0	1796.1
72.5°	362.0	395.8	559.9	789.6	1164.2	1624.6	1999.3	1973.9	1955.9	1784.4	1453.2
75°	139.7	145.0	240.3	449.8	728.2	1192.8	1707.2	1659.6	1606.6	1353.7	861.5
77.5°	77.3	76.2	104.8	199.0	310.1	583.2	1154.7	1078.5	1005.5	727.1	349.3
80°	32.8	34.9	45.5	95.3	163.0	202.2	560.9	498.5	396.9	230.7	83.6
82.5°	20.1	21.2	31.8	58.2	113.2	77.3	182.0	155.6	114.3	62.4	20.1
85°	6.4	7.4	22.2	39.2	55.0	31.8	41.3	36.0	31.8	26.5	6.4
87.5°	1.1	1.1	8.5	21.2	14.8	5.3	4.2	7.4	11.6	12.7	2.1
90°	0.0	0.0	0.0	0.0	0.0	0.0	0.0	0.0	0.0	0.0	0.0



REPORT NUMBER: P593979
 CATALOG NUMBER: ISC-PA1A-740-U-T3-HSS

CANDELA DISTRIBUTION (continued):

	90°	95°	105°	115°	125°	135°	145°	155°	165°	175°	180°
0°	353.5	353.5	353.5	353.5	353.5	353.5	353.5	353.5	353.5	353.5	353.5
2.5°	355.6	353.5	351.4	350.3	350.3	348.2	347.2	346.1	346.1	345.0	345.0
5°	359.9	357.7	355.6	354.6	352.4	351.4	351.4	351.4	350.3	351.4	352.4
7.5°	370.4	367.3	366.2	365.1	365.1	362.0	356.7	342.9	329.2	324.9	320.7
10°	385.3	384.2	384.2	384.2	376.8	349.3	311.2	277.3	259.3	244.5	244.5
12.5°	406.4	406.4	405.4	402.2	364.1	297.4	238.1	187.3	157.7	140.8	142.9
15°	429.7	428.6	430.8	410.7	320.7	229.7	143.9	101.6	85.7	83.6	83.6
17.5°	454.0	456.2	454.0	388.4	263.5	141.8	85.7	77.3	75.1	75.1	75.1
20°	479.4	477.3	474.2	350.3	191.6	88.9	74.1	72.0	69.9	68.8	68.8
22.5°	504.9	502.7	481.6	301.6	119.6	73.0	69.9	65.6	62.4	61.4	61.4
25°	529.2	529.2	467.8	239.2	81.5	68.8	63.5	59.3	56.1	52.9	52.9
27.5°	559.9	562.0	445.6	167.2	68.8	63.5	57.2	50.8	46.6	44.5	44.5
30°	594.8	598.0	409.6	109.0	62.4	56.1	49.7	42.3	36.0	33.9	32.8
32.5°	636.1	639.3	368.3	72.0	56.1	48.7	41.3	31.8	25.4	24.3	23.3
35°	689.0	681.6	318.6	57.2	48.7	41.3	31.8	22.2	18.0	16.9	16.9
37.5°	754.6	738.8	261.4	49.7	41.3	32.8	23.3	14.8	11.6	11.6	10.6
40°	829.8	785.3	202.2	44.5	34.9	25.4	14.8	9.5	7.4	7.4	7.4
42.5°	912.3	824.5	143.9	39.2	28.6	18.0	9.5	5.3	4.2	4.2	4.2
45°	1007.6	860.5	98.4	33.9	24.3	12.7	5.3	2.1	2.1	2.1	2.1
47.5°	1102.8	883.8	65.6	29.6	18.0	7.4	3.2	1.1	1.1	1.1	1.1
50°	1199.2	901.7	50.8	25.4	12.7	4.2	1.1	0.0	0.0	0.0	0.0
52.5°	1284.9	914.4	41.3	21.2	8.5	3.2	1.1	0.0	0.0	0.0	0.0
55°	1359.0	915.5	36.0	16.9	6.4	2.1	0.0	0.0	0.0	0.0	0.0
57.5°	1434.1	907.0	30.7	12.7	4.2	1.1	0.0	0.0	0.0	0.0	0.0
60°	1479.6	884.8	24.3	9.5	3.2	1.1	0.0	0.0	0.0	0.0	0.0
62.5°	1507.1	847.8	19.1	6.4	2.1	1.1	0.0	0.0	0.0	0.0	0.0
65°	1491.3	801.2	13.8	4.2	2.1	1.1	0.0	0.0	0.0	0.0	0.0
67.5°	1417.2	729.2	9.5	3.2	1.1	1.1	0.0	0.0	0.0	0.0	0.0
69°	1329.3	663.6	8.5	2.1	1.1	1.1	0.0	0.0	0.0	0.0	0.0
70°	1252.1	612.8	7.4	2.1	1.1	1.1	0.0	0.0	0.0	0.0	0.0
72.5°	932.4	394.8	6.4	2.1	1.1	1.1	0.0	0.0	0.0	0.0	0.0
75°	523.9	132.3	4.2	1.1	1.1	0.0	0.0	0.0	0.0	0.0	0.0
77.5°	196.9	33.9	2.1	1.1	0.0	0.0	0.0	0.0	0.0	0.0	0.0
80°	43.4	8.5	1.1	0.0	0.0	0.0	0.0	0.0	0.0	0.0	0.0
82.5°	9.5	2.1	0.0	0.0	0.0	0.0	0.0	0.0	0.0	0.0	0.0
85°	3.2	1.1	0.0	0.0	0.0	0.0	0.0	0.0	0.0	0.0	0.0
87.5°	1.1	0.0	0.0	0.0	0.0	0.0	0.0	0.0	0.0	0.0	0.0
90°	0.0	0.0	0.0	0.0	0.0	0.0	0.0	0.0	0.0	0.0	0.0

(END OF REPORT)